

We need to talk.

Our current report cards provide a window into school data.

But do they leave parents on the outside, looking in?



What if public reporting was just the start of a conversation?

Imagine a conversation about schools and learning where data...

Inspires **action** by educators, parents, and community.

Surfaces new **questions** and responds with meaningful answers.

Promotes real and **ongoing** engagement with public schools.

Query

A platform for conversations
about school data.




Oak Grove School

Cedar School District | 123 Third Street, Franklin, USA | Grades K-12

CONTACT US
SCHEDULE A P
800.555.1234

School Grade



How did we get this grade?
Schools earn points toward the school grade based on the percent of students that are successful in each of the 12 equally weighted categories that make up the grade. The 2024 grade is based on results from the 2023 school year.



62.17% of students made growth in mathematics

We track students' growth in order to understand how we, as a school, are helping students improve from year to year. The percentage of students making growth shows us how many students are on track to reach grade level expectations and show continued improvement.


For a student to make growth, he or she must improve relative to grade level between years. A student who is not currently proficient must be on track to reach proficiency within three years. A student who is currently proficient must be on track to reach or maintain the advanced level of proficiency within three years.



Grading Scale

A 80-100% D 65-79%
B 70-79% F 50-64%
C 50-64%

Grade Distribution



Grade History



Oak Grove School

123 Third Street, Franklin, USA | Grades Served: K-12

Oak Grove School offers a unique learning environment that ensures student success through the integration of visual and performing arts and academics. We believe fine arts, communication, technology and languages are integral to the process of learning and inspire students to think critically about the world surrounding them. We promote academic excellence for all students through personalized instruction and powerful vehicles for self-expression.

(800) 555-1234
BillB@OakGroveSchool.gov
OakGroveSchool.gov





Oak Grove School

Cedar School District | 123 Third Street, Franklin, USA | Grades K-12

[COMPARE SCHOOL](#)
[DOWNLOAD PDF](#)
[SIGN UP FOR UPDATES](#)

Oak Grove School offers a unique learning environment that ensures student success through the integration of visual and performing arts and academics. We believe fine arts, communication, technology and languages are integral to the process of learning and inspire students to think critically about the world surrounding them. We promote academic excellence for all students through personalized instruction and powerful vehicles for self-expression.

(800) 555-1234

OakGroveSchool

OakGroveSchool.gov




PRINCIPAL
Raynah Adams

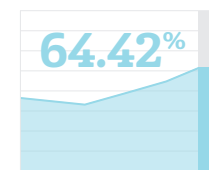
Mr. Adams is a dedicated leader, career educator and former professional pianist who believes in developing the unique skills and...

[ASK QUESTION](#)



School Grade


[LEARN MORE](#)

Graduation Rate


[LEARN MORE](#)

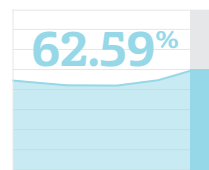
Student Characteristics



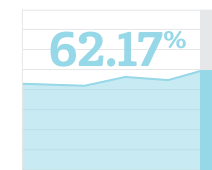
Total Students: 900

[LEARN MORE](#)

Students Making Growth



Growth in English



Growth in Math

[LEARN MORE](#)

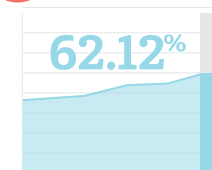

Student Awards

Jamie Smith
2014 Congressional Art Competition

Sam Brown
2014 Scholastic Art and Writing Awards



College Readiness


[LEARN MORE](#)


Top Colleges

1. Bard College
2. Georgetown University
3. Indiana University
4. Shenandoah University
5. University of Maryland

Ask a Question

Name	Email
I'm a...	
Question	

Recently Asked Questions

October 10, 2014 Do schools receive any additional support or resources as a result of having a poor letter grade?

[SHOW RESPONSE](#)

October 2, 2014 Does school-sponsored after care offer any tutoring or other academic support for my child?

[SHOW RESPONSE](#)

September 5, 2014 Are the results of my child's test scores private?

[SHOW RESPONSE](#)

Nice to meet you

A school description highlights points of pride and innovation, inviting the community in. School leaders are empowered to describe each school in their own words by directly updating this information.

We're flexible

One size doesn't fit all. This dashboard is tailored to its school and invites users to explore key pieces of information appropriate to the grades served and academic focus.

Stay tuned

Interested users can request email updates whenever new information is available, enabling ongoing engagement.

A human face

A biography, photo and contact button create an opportunity for dialogue with school leadership.

Conversational record

More than simply a repository of data, this dynamic report card is a living public forum for conversations about data and what's happening in schools.



Oak Grove School

Cedar School District | 123 Third Street, Franklin, USA | Grades K-12

COMPARE SCHOOL

DOWNLOAD PDF

SIGN UP FOR UPDATES

Home


Academic Success

School Environment

Programs

Search

School Grade

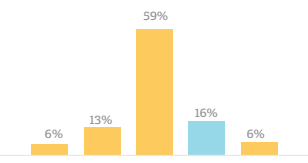


Grading Scale

A 60-100%	D 45-49%
B 50-59%	F 0-45%
C 50-54%	

Grade Distribution

Compare our school to the state



This school's grade is better than 93% of the schools in the state.

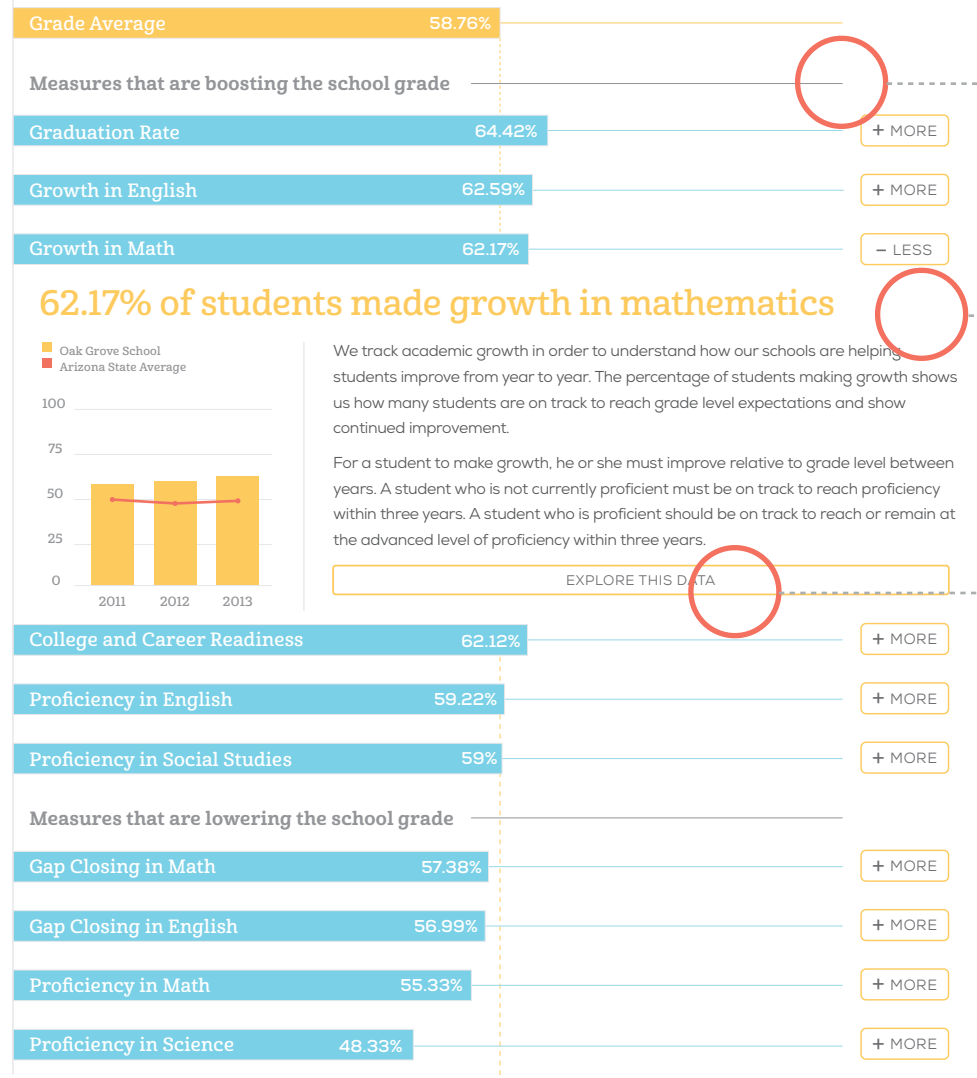
Grade History

Compare our grade to our past grades



How did we get this grade?

Schools earn points toward the school grade based on the percent of students that are successful in each of the 10 equally weighted categories that make up the grade. The 2014 grade is based on results from the 2014 school year.



Data organized for action

Grade components are sorted and grouped to identify strengths and weaknesses of the school.

More than just "what"

Descriptions explain **why** measure is an important component of the school's grade, emphasizing for users why it should matter to them.

A journey begins with a single step

Action buttons invite users to "explore" the data. By sequencing information complexity, users are eased into more and more powerful features, never overwhelmed with too much information at once.

Ask a Question

Name Email

I'm a...

Questions About This Exhibit

October 10, 2014 Do schools receive any additional support or resources as a result of having a poor letter grade?

SHOW RESPONSE



Oak Grove School

Cedar School District | 123 Third Street, Franklin, USA | Grades K-12
Where do I go to find out how my son's school is performing in subjects that aren't covered on the state test?

COMPARE SCHOOL

DOWNLOAD PDF

SIGN UP FOR UPDATES

Home

Academic Success

School Environment

Programs

Search

Final exams that measure student knowledge and skills gained from taking specific courses.

LEARN MORE

State Test Achievement

Grade level and end-of-course tests measure whether students meet state expectations of what they should know and be able to do in various subjects. Students who meet state academic standards are said to be proficient in the tested subject.

These charts show the percentage of students who are proficient in a given subject area.

Subject

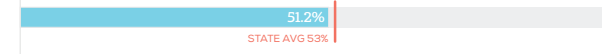
MATHEMATICS

Test

GRADE 3

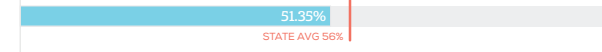
All Students

HISTORICAL DATA



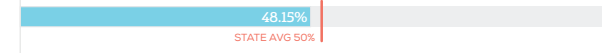
White

HISTORICAL DATA



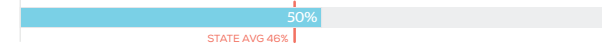
Hispanic

HISTORICAL DATA

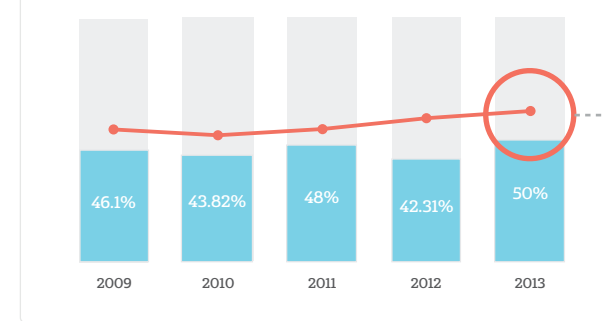


Black

HISTORICAL DATA



Proficiency of Black Students Over Time



Asian

HISTORICAL DATA




English Language Learners

HISTORICAL DATA



Students with Disabilities

HISTORICAL DATA



Free and Reduced Lunch

HISTORICAL DATA



Test Participation

97.33% of eligible students at Oak Grove School participated in mathematics tests.

The federal government requires that at least 95% of students enrolled in public schools are tested in reading and mathematics.

Related Exhibits

Student Growth

We track academic growth in order to understand how our schools are helping students improve from year to year.

Achievement Gaps

Comparing the performance of students of different gender, race, ethnicity, economic status and educational need enables us to ensure that schools are serving all students.

Ask a Question

Name

Email

I'm a...

Question

Questions About This Exhibit

- September 5, 2014 Are the results of my child's test scores private? [SHOW RESPONSE](#)
- July 20, 2014 Where do I go to find out how my son's school is performing in subjects that aren't covered on the state test? [SHOW RESPONSE](#)

Lingo ate my baby

Key terms are linked to tooltips that provide quick, easy-to-understand definitions. Users are invited to "Learn More" at glossary pages, which provide encyclopedia-style entries.

If you liked this data

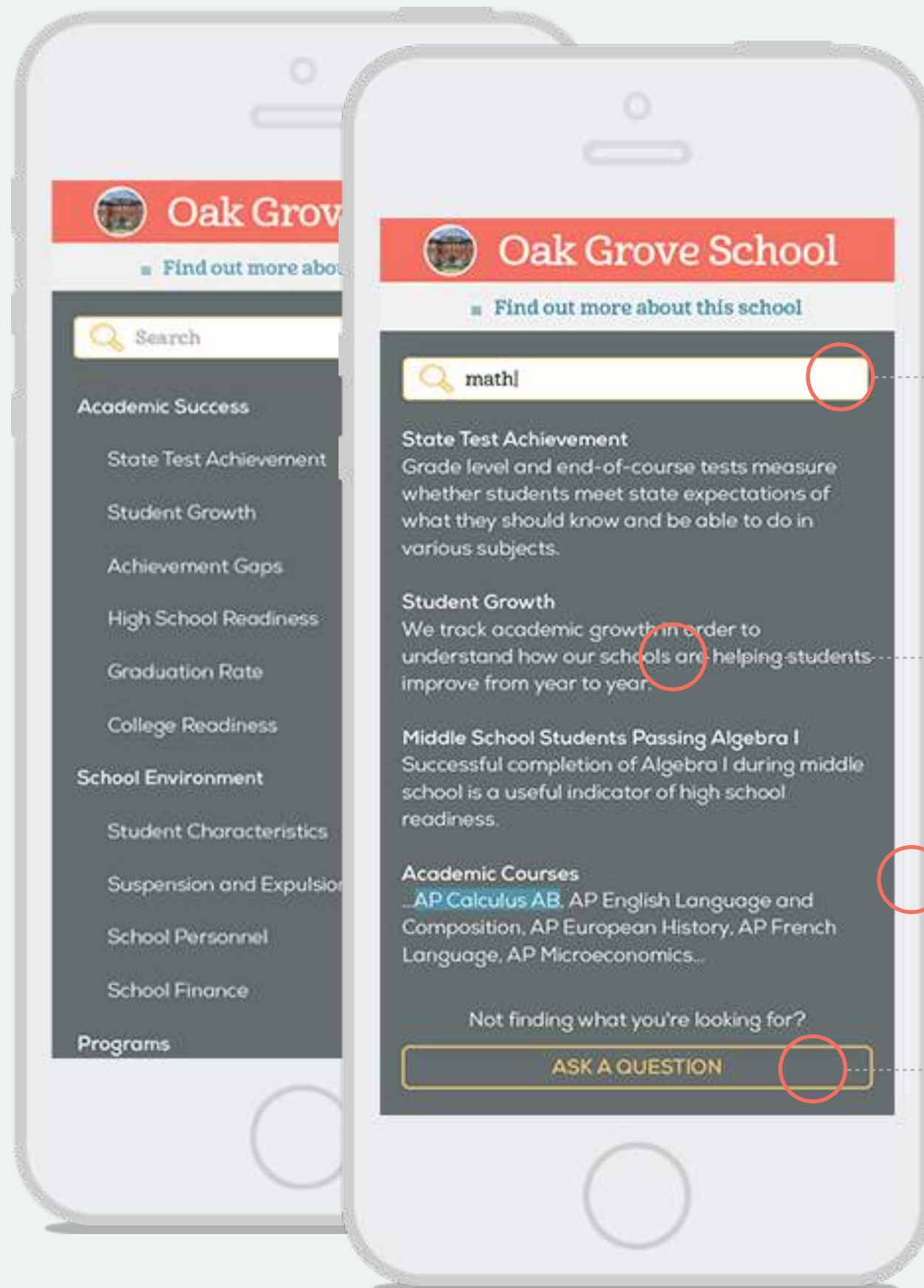
Pages suggest other exhibits containing related or relevant information, encouraging users to dig deeper and combine multiple metrics into a more complete picture.

Compare and conquer

Data displays enable users to compare school values to state averages, look across student subgroups and examine trends over time, all in one place.

Know it all

The report card encourages users to ask questions about what they see. Searchable responses not only serve to create a living and robust knowledge base of information about the school, they offer a built-in feedback mechanism that can inform future improvements to the tool.



What's that called?

Traditional menu-based navigation is enhanced by a keyword search function that empowers novice users and enables discovery of new information.

These are the data you are looking for

Each exhibit has a concise and easy-to-read description, helping users recognize information.

Data to go

The navigation system works great everywhere, including on mobile phones.

We have answers, even if we don't

If users are unable to answer a question on their own, they are invited to ask a real person. Users are assured that when data is not yet available, their request will help prioritize the addition of that information.

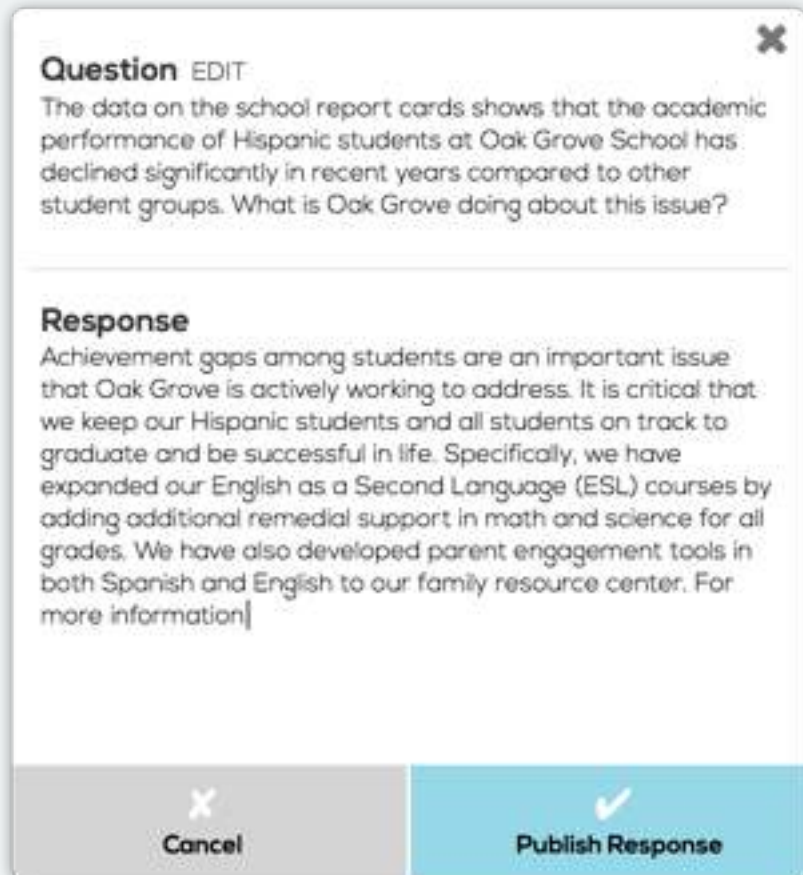
1
A parent notices a trend in the data and submits a question using the "Ask a Question" button underneath the display.



2
A staffer reviews incoming messages and either answers the question or passes the question along to the school.



4
The parent is notified that her question has been answered. The question becomes part of the living archive of information about the school.



3
The contact at the school now has the opportunity to respond to the question. In this case, the principal of the school responds, and opts to publish the question and answer to the report card.